

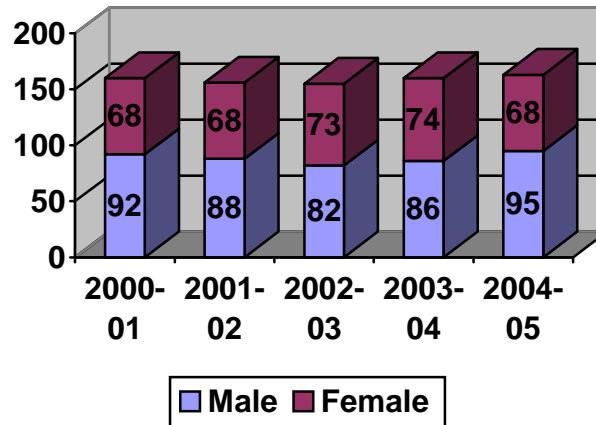
FULL-TIME INSTRUCTIONAL FACULTY

Integrated Postsecondary Education Data System (IPEDS) defines instructional faculty as faculty employed full-time whose major (more than 50%) regular assignment is instruction, including those with released time for research. This includes department chairs, but excludes deans and administrators who may have faculty rank. Before 1997 MC coded some individuals, who held a joint faculty/staff position as full-time faculty. (NOTE: This is in contrast with the definition of Faculty as defined by MC's Personnel Office on page 54.)

BY GENDER

	2000-01	2001-02	2002-03	2003-04	2004-05
Male	92	88	82	86	95
Female	68	68	73	74	68
TOTAL	160	156	155	160	163
% Male	57.5%	56.4%	52.9%	53.7%	58.3%
% Female	42.5%	43.6%	47.1%	46.3%	41.7%

FACULTY BY GENDER

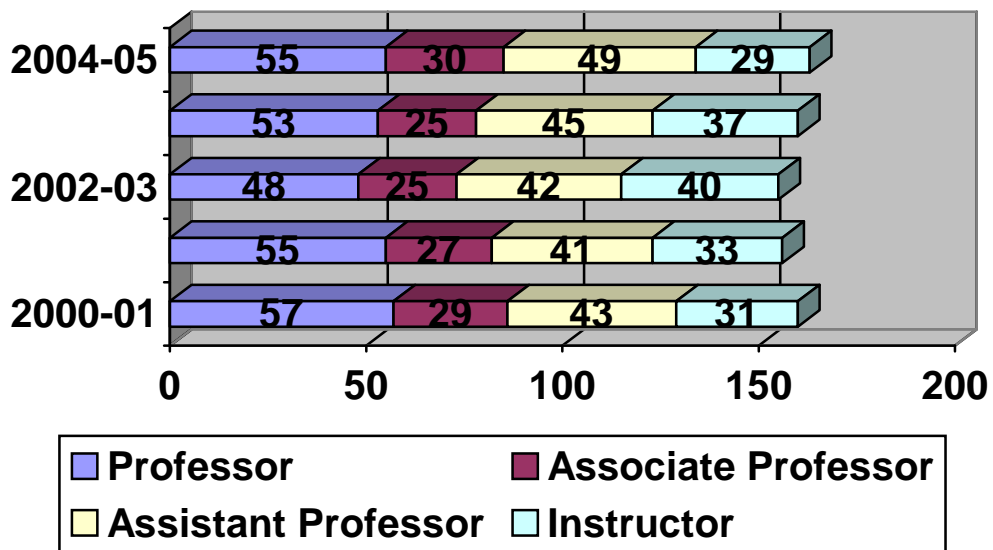


5-Year Change: Males Increased 2.1% Females Increased 4.4%

FULL-TIME INSTRUCTIONAL FACULTY BY RANK
Instructional Faculty as Defined According to IPEDS

	2000-01	2001-02	2002-03	2003-04	2004-05
PROFESSOR	57	55	48	53	55
ASSOCIATE PROFESSOR	29	27	25	25	30
ASSISTANT PROFESSOR	43	41	42	45	49
INSTRUCTOR	31	33	40	37	29

FACULTY IN EACH RANK



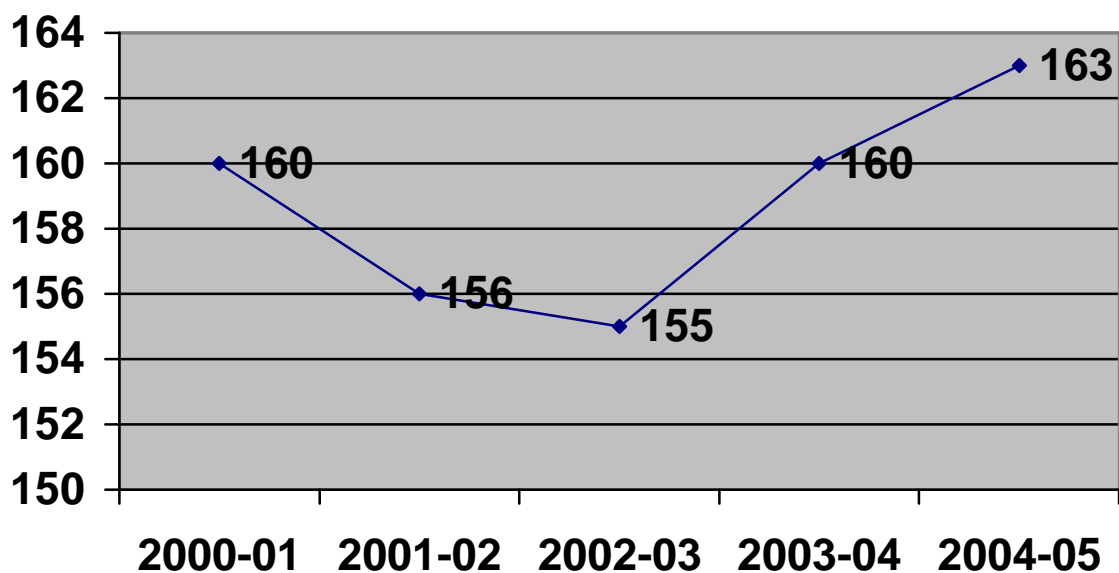
5-YEAR CHANGE

Professors increased by 5.5%	Assistant Professors increased by 6.1%
Associate Professors decreased by 0.0%	Instructors decreased by 3.3%

FULL-TIME INSTRUCTIONAL FACULTY BY RANK/GENDER
Instructional Faculty as Defined According to IPEDS

RANK	GENDER	2000-01	2001-02	2002-03	2003-04	2004-05
TOTAL		160	156	155	160	163
PROFESSOR	MALE	46	43	34	38	42
	FEMALE	11	12	14	15	13
ASSOCIATE PROFESSOR	MALE	15	15	15	18	22
	FEMALE	14	12	10	7	8
ASSISTANT PROFESSOR	MALE	24	24	25	22	25
	FEMALE	19	17	17	23	24
INSTRUCTOR	MALE	7	6	8	8	6
	FEMALE	24	27	32	29	23

Full-Time Instructional Faculty



AVERAGE AGE OF FULL-TIME FACULTY 2004-05 BY RANK

RANK	AGE RANGE	AVERAGE AGE
Professor	41-72	57
Associate Professor	34-66	51
Assistant Professor	30-64	45
Instructor	27-62	45
Overall Age	27-72	50

AVERAGE AGE OF FULL-TIME FACULTY 2004-05 BY RANK

RANK	SERVICE RANGE	AVERAGE SERVICE
Professor	1-40	19.6
Associate Professor	1-33	9.9
Assistant Professor	1-41	8.2
Instructor	1-35	6.7
Overall Years of Service	1-41	11.1
TOTAL YEARS OF SERVICE	1,976 YEARS	

(Years at end of 2004-05 academic year.)

YEARS OF SERVICE

FULL-TIME INSTRUCTIONAL FACULTY Instructional Faculty as Defined According to IPEDS

	2000-01	2001-02	2002-03	2003-04	2004-05
TOTAL NUMBER OF INSTRUCTIONAL FACULTY	160	156	155	160	163
RANGE OF YEARS OF SERVICE	1-40	1-38	1-39	1-40	1-41
MALES AVERAGE YEARS OF SERVICE	11.9	14.0	12.0	12.5	12.5
FEMALES AVERAGE YEARS OF SERVICE	10.3	11.6	10.2	11.1	11.7
CUMULATIVE NUMBER OF YEARS OF SERVICE	1,791	1,934	1,730	1,904	1976
AVERAGE YEARS OF SERVICE	10.5	12.4	11.2	11.9	12.1

AVERAGE YEARS OF SERVICE BY RANK

	2000-01	2001-02	2002-03	2003-04	2004-05
ALL PROFESSORS	17.6	18.9	19.1	19.3	19.6
ALL ASSOCIATE PROFESSORS	10.1	11.4	9.2	9.0	9.9
ALL ASSISTANT PROFESSORS	7.8	9.4	8.8	9.2	8.2
ALL INSTRUCTORS	5.1	6.1	5.4	6.5	6.7

TENURE OF INSTRUCTIONAL FACULTY
Instructional Faculty as Defined According to IPEDS

NUMBER, PERCENTAGE OF FACULTY WITH TENURED STATUS BY RANK/GENDER

RANK	GENDER	2000-01		2001-02		2002-03		2003-04		2004-05	
		#	%	#	%	#	%	#	%	#	%
Professor	Male	44	96	40	93	34	100	36	95	40	95
	Female	11	100	12	100	14	100	14	93	12	92
Associate Professor	Male	11	73	13	87	9	60	9	50	14	64
	Female	10	71	9	75	5	50	4	57	5	63
Assistant Professor	Male	3	13	2	8	2	8	1	5	2	8
	Female	1	5	1	6	1	5	1	4	1	4
Instructor	Male	0	0	0	0	0	0	0	0	0	0
	Female	0	0	0	0	0	0	0	0	0	0
TOTAL		81	49	80	46	77	63	65	65	69	42

**NUMBER, PERCENTAGE OF TENURED FACULTY
AND
FACULTY "ON TENURE TRACK" BY RANK/GENDER**
(Includes those in the above table.)

RANK	GENDER	2000-01		2001-02		2002-03		2003-04		2004-05	
		#	%	#	%	#	%	#	%	#	%
Professor	Male	46	100	42	98	34	100	37	97	41	98
	Female	11	100	12	100	14	100	15	100	13	100
Associate Professor	Male	15	100	15	100	15	100	16	89	21	95
	Female	13	93	11	92	9	90	6	86	7	88
Assistant Professor	Male	21	88	20	83	22	88	21	95	25	100
	Female	10	53	7	41	9	53	14	61	14	58
Instructor	Male	0	0	0	0	0	0	0	0	0	0
	Female	0	0	0	0	0	0	0	0	0	0
TOTAL		69	118	83	107	87	102	109	68	121	74

FULL-TIME INSTRUCTIONAL FACULTY BY DEPARTMENT
Instructional Faculty as Defined According to IPEDS

	2000-01	2001-02	2002-03	2003-04	2004-05
College of Arts and Sciences					
Art	5	5	5	5	6
Biology	7	7	7	8	8
Chemistry	7	6	7	7	7
Christian Studies	7	6	6	6	6
Communication	6	7	8	8	8
English	9	9	10	10	10
Foreign Languages	4	4	4	5	4
History & Political Science	9	8	7	8	8
Mathematics & Computer Science	11	11	12	12	12
Music	13	13	12	13	12
Physics	2	2	1	1	1
Sociology & Social Work	5	5	4	4	4
School of Business					
Accounting	5	6	6	6	5
Business Administration	12	13	11	10	13
School of Education					
Teacher Education	10	11	11	11	13
Family & Consumer Science Health Education	5	4	4	0	--
Kinesiology	--	--	--	4	3
Psychology & Counseling	8	6	6	7	8
School of Nursing					
Nursing	16	16	16	16	15
School of Law					
Law	19	17	18	19	20
Total	160	156	155	160	163

The Family & Consumer Science Health Education was changed to Kinesiology.

GRADUATE ASSISTANTS BY DEPARTMENTS/UNITS

DEPARTMENT	2000-01	2001-02	2002-03	2003-04	2004-05
Administration of Justice	0	0	0	0	1
Accounting	1	1	1	1	3
Art	3	5	5	3	3
Athletics	5	8	10	7	10
Athletic Trainer	3	1	2	2	1
Communication	0	0	0	1	1
Education	2	2	0	0	1
Foreign Language	1	1	0	0	0
Graduate Office	1	1	1	0	0
English	6	6	5	6	6
History	2	3	3	2	2
Mathematics & Computer Science	1	1	0	1	1
Music	5	3	3	4	4
Psychology	1	1	2	2	2
Sports Information/Public Relations	1	0	0	1	1
Student Services	1	0	0	0	0
Total	33	33	32	30	36

There were three Athletic Trainer Graduate Assistants during the 2000-2001 academic year, but not serving at the same time. There was a different Graduate Assistant each semester.