

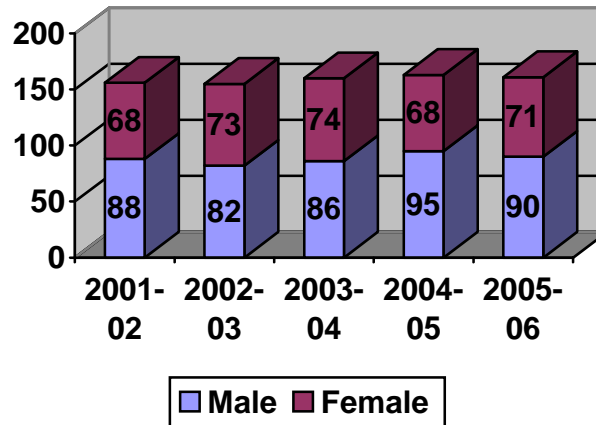
## FULL-TIME INSTRUCTIONAL FACULTY

Integrated Postsecondary Education Data System (IPEDS) defines instructional faculty as faculty employed full-time whose major (more than 50%) regular assignment is instruction, including those with released time for research. This includes department chairs, but excludes deans and administrators who may have faculty rank. Before 1997 MC coded some individuals, who held a joint faculty/staff position as full-time faculty. (NOTE: This is in contrast with the definition of Faculty as defined by MC's Personnel Office on page 54.)

### BY GENDER

	2001-02	2002-03	2003-04	2004-05	2005-06
<b>Male</b>	88	82	86	95	90
<b>Female</b>	68	73	74	68	71
<b>TOTAL</b>	156	155	160	163	161
<b>% Male</b>	56.4%	52.9%	53.7%	58.3%	55.9%
<b>% Female</b>	43.6%	47.1%	46.3%	41.7%	44.1%

### FACULTY BY GENDER

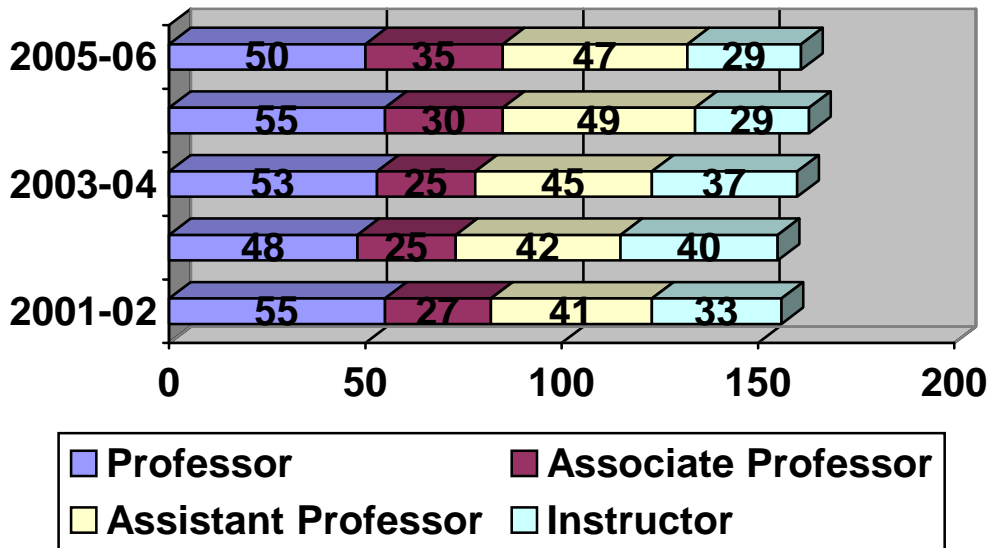


5-Year Change: Males Increased 2.3%    Females Increased 4.4%

**FULL-TIME INSTRUCTIONAL FACULTY BY RANK**  
Instructional Faculty as Defined According to IPEDS

	2001-02	2002-03	2003-04	2004-05	2005-06
<b>PROFESSOR</b>	55	48	53	55	50
<b>ASSOCIATE PROFESSOR</b>	27	25	25	30	35
<b>ASSISTANT PROFESSOR</b>	41	42	45	49	47
<b>INSTRUCTOR</b>	33	40	37	29	29

**FACULTY IN EACH RANK**



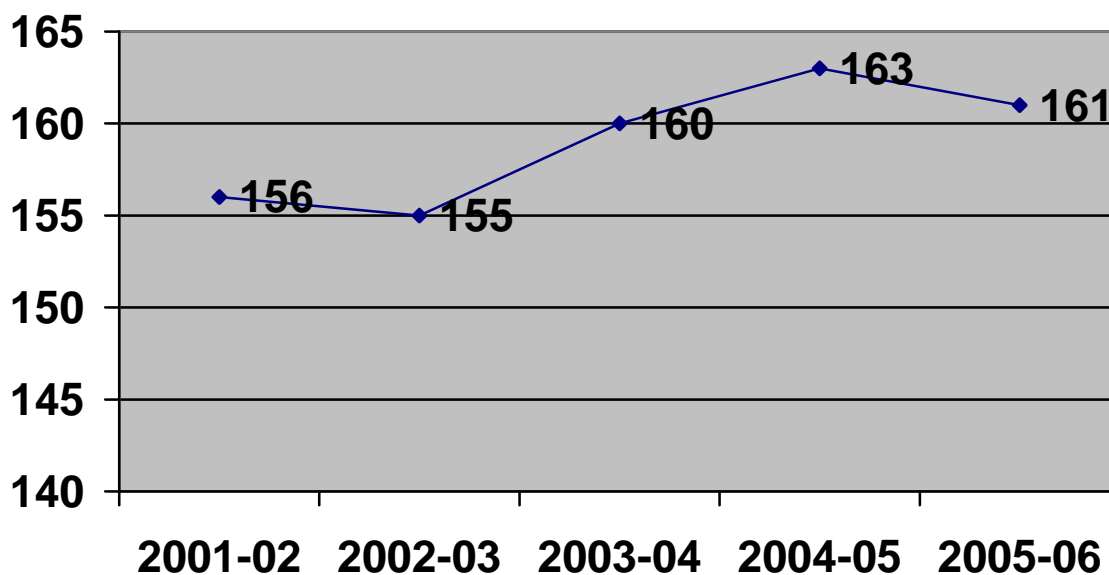
**5-YEAR CHANGE**

Professors decreased by 9.1%	Assistant Professors increased by 14.6%
Associate Professors increased by 29.6%	Instructors decreased by 12.1%

FULL-TIME INSTRUCTIONAL FACULTY BY RANK/GENDER  
**Instructional Faculty as Defined According to IPEDS**

RANK	GENDER	2001-02	2002-03	2003-04	2004-05	2005-06
<b>TOTAL</b>		156	155	160	163	161
<b>PROFESSOR</b>	<b>MALE</b>	43	34	38	42	38
	<b>FEMALE</b>	12	14	15	13	12
<b>ASSOCIATE PROFESSOR</b>	<b>MALE</b>	15	15	18	22	26
	<b>FEMALE</b>	12	10	7	8	9
<b>ASSISTANT PROFESSOR</b>	<b>MALE</b>	24	25	22	25	19
	<b>FEMALE</b>	17	17	23	24	28
<b>INSTRUCTOR</b>	<b>MALE</b>	6	8	8	6	7
	<b>FEMALE</b>	27	32	29	23	22

### Full-Time Instructional Faculty



## YEARS OF SERVICE AND AGE

### FULL-TIME INSTRUCTIONAL FACULTY

Instructional Faculty as Defined According to IPEDS

	2001-02	2002-03	2003-04	2004-05	2005-06
<b>TOTAL NUMBER OF INSTRUCTIONAL FACULTY</b>	156	155	160	163	161
<b>RANGE OF YEARS OF SERVICE</b>	1-38	1-39	1-40	1-41	1-42
<b>MALES AVERAGE YEARS OF SERVICE</b>	14.0	12.0	12.5	12.5	12.7
<b>FEMALES AVERAGE YEARS OF SERVICE</b>	11.6	10.2	11.1	11.7	12.6
<b>CUMULATIVE NUMBER OF YEARS OF SERVICE</b>	1,934	1,730	1,904	1,976	2,033
<b>AVERAGE YEARS OF SERVICE</b>	12.4	11.2	11.9	12.1	12.6

### AVERAGE YEARS OF SERVICE BY RANK

	2001-02	2002-03	2003-04	2004-05	2005-06
<b>PROFESSOR</b>	18.9	19.1	19.3	19.6	21.1
<b>ASSOCIATE PROFESSOR</b>	11.4	9.2	9.0	9.9	9.3
<b>ASSISTANT PROFESSOR</b>	9.4	8.8	9.2	8.2	9.7
<b>INSTRUCTOR</b>	6.1	5.4	6.5	6.7	6.9

### AVERAGE AGE OF FULL-TIME FACULTY 2005-06 BY RANK

<b>RANK</b>	<b>AGE RANGE</b>	<b>AVERAGE AGE</b>
<b>PROFESSOR</b>	43-73	55
<b>ASSOCIATE PROFESSOR</b>	35-67	51
<b>ASSISTANT PROFESSOR</b>	29-65	47
<b>INSTRUCTOR</b>	28-63	47
<b>OVERALL AGE</b>	28-73	50

**TENURE OF INSTRUCTIONAL FACULTY**  
Instructional Faculty as Defined According to IPEDS

**NUMBER, PERCENTAGE OF FACULTY WITH TENURED STATUS BY RANK/GENDER**

RANK	GENDER	2001-02		2002-03		2003-04		2004-05		2005-06	
		#	%	#	%	#	%	#	%	#	%
Professor	Male	40	93	34	100	36	95	40	95	36	95
	Female	12	100	14	100	14	93	12	92	12	100
Associate Professor	Male	13	87	9	60	9	50	14	64	17	65
	Female	9	75	5	50	4	57	5	63	6	67
Assistant Professor	Male	2	8	2	8	1	5	2	8	0	0
	Female	1	6	1	5	1	4	1	4	1	4
Instructor	Male	0	0	0	0	0	0	0	0	0	0
	Female	0	0	0	0	0	0	0	0	0	0
<b>TOTAL*</b>		77	49	65	42	65	41	74	45	72	45

\*Past "Total" percentages were incorrect in previous Fact Books and have been corrected.

**NUMBER, PERCENTAGE OF TENURED FACULTY  
AND  
FACULTY "ON TENURE TRACK" BY RANK/GENDER**  
(Includes those in the above table.)

RANK	GENDER	2001-02		2002-03		2003-04		2004-05		2005-06	
		#	%	#	%	#	%	#	%	#	%
Professor	Male	42	98	34	100	37	97	41	98	37	97
	Female	12	100	14	100	15	100	13	100	12	100
Associate Professor	Male	15	100	15	100	16	89	21	95	25	96
	Female	11	92	9	90	6	86	7	88	8	89
Assistant Professor	Male	20	83	22	88	21	95	25	100	18	95
	Female	7	41	9	53	14	61	14	58	20	71
Instructor	Male	0	0	0	0	0	0	0	0	0	0
	Female	0	0	0	0	0	0	0	0	0	0
<b>TOTAL*</b>		107	69	103	66	109	68	121	74	120	75

\*Past "Total" percentages were incorrect in previous Fact Books and have been corrected.

**FULL-TIME INSTRUCTIONAL FACULTY BY DEPARTMENT**  
**Instructional Faculty as Defined According to IPEDS**

	2001-02	2002-03	2003-04	2004-05	2005-06
<b>College of Arts and Sciences</b>					
Art	5	5	5	6	7
Biology	7	7	8	8	8
Chemistry	6	7	7	7	6
Christian Studies	6	6	6	6	6
Communication	7	8	8	8	7
English	9	10	10	10	10
Foreign Languages	4	4	5	4	5
History & Political Science	8	7	8	8	8
Music	13	12	13	12	13
Sociology & Social Work	5	4	4	4	4
Mathematics & Computer Science	11	12	12	12	--
Physics	2	1	1	1	--
Computer Science & Physics	--	--	--	--	6
Mathematics	--	--	--	--	6
<b>School of Business</b>					
Accounting	6	6	6	5	4
Business Administration	13	11	10	13	12
<b>School of Education</b>					
Teacher Education	11	11	11	13	12
Family & Consumer Science Health Education	4	4	--	--	--
Kinesiology	--	--	4	3	4
Psychology & Counseling	6	6	7	8	8
<b>School of Nursing</b>					
Nursing	16	16	16	15	15
<b>School of Law</b>					
Law	17	18	19	20	20
<b>Total</b>	<b>156</b>	<b>155</b>	<b>160</b>	<b>163</b>	<b>161</b>

The Family & Consumer Science Health Education was changed to Kinesiology.

The Department of Mathematics & Computer Science was split and the Department of Computer Science was merged with the Department of Physics.

## GRADUATE ASSISTANTS BY DEPARTMENTS/UNITS

DEPARTMENT	2001-02	2002-03	2003-04	2004-05	2005-06
Administration of Justice	0	0	0	1	0
Accounting	1	1	1	3	2
Art	5	5	3	3	3
Athletics	8	10	7	10	8
Athletic Trainer	1	2	2	1	1
Communication	0	0	1	1	1
Education	2	0	0	1	1
Foreign Language	1	0	0	0	0
Graduate Office	1	1	0	0	0
English	6	5	6	6	6
History	3	3	2	2	2
Mathematics & Computer Science	1	0	1	1	--
Mathematics	--	--	--	--	1
Music	3	3	4	4	4
Psychology	1	2	2	2	2
Sports Information/Public Relations	0	0	1	1	0
<b>Total</b>	<b>33</b>	<b>32</b>	<b>30</b>	<b>36</b>	<b>31</b>

The Department of Mathematics & Computer Science was split and the Department of Computer Science was merged with the Department of Physics.